



SITE SURVEY REPORT Ericsson

1. GENERAL INFORMATION

Site name:	COSTESTI
Site number (code):	BX 101
Site address (city;street;no.; building; entrance):	DN2C Gheraseni
Site area:	BUZAU
Site survey team:	MIHAI DOBRESCU
Checked by:	
Date of site survey:	28.03.2017
Type of Site (urban, rooftop):	GREENFIELD
Lesser:	
Contact Person:	

Other Remarks:	
----------------	--

2. ROOFTOP (Building information)

GPS coordinates:	
Building height:	
Existent tripod:	Yes <input type="checkbox"/> NO <input type="checkbox"/>
Total height:	
Use of crane for materials transportation:	Yes <input type="checkbox"/> NO <input type="checkbox"/>

Other Remarks:	
----------------	--

3. GREEN FIELD (Specific data information)

GPS coordinates:	N 45° 02' 35,40" E 26.° 45' 45,40"
Tower:	Yes <input checked="" type="checkbox"/> NO <input type="checkbox"/>
Tower type:	<input checked="" type="checkbox"/> Heavy Cosmosite tower – 30m (or more) <input type="checkbox"/> Polygonal Monopol – 30m (or more) <input type="checkbox"/> Monopole lattice tower-30m <input type="checkbox"/> Guyed tower on shelter-20m
Antenna Metallic Structure:	New "H" Yes <input type="checkbox"/> NO <input checked="" type="checkbox"/> Upgrade existing "H" Yes <input type="checkbox"/> NO <input checked="" type="checkbox"/> Atypical Structure Yes <input type="checkbox"/> NO <input checked="" type="checkbox"/>
RRU Metallic Structure:	New RRU Support Yes <input type="checkbox"/> NO <input checked="" type="checkbox"/> Atypical Structure Yes <input type="checkbox"/> NO <input checked="" type="checkbox"/>
Mini - shelter require:	Yes <input type="checkbox"/> NO <input checked="" type="checkbox"/>
Mini – shelter frame standard adaptor solution:	Yes <input type="checkbox"/> NO <input checked="" type="checkbox"/>



In case Non Standard Mini-shelter frame solution, dimensions are requested: mm x mm x mm
Non standard mini - shelter frame profile	Picture to add in the bottom
RRU to Antenna/Combiner Jumper length (type: DIN7/16 Male –N Male):	0 m
Antenna to Combiner -> Jumper length (type: DIN7/16 Male – DIN7/16 Male):	2 m
FO cable length between BB to RRU	0 m
DC cable length between PP to RRU	0 m
Type and length of DC power for RRU Cu 2x6 mm ² (L<30m):	Type / m
Type and length of DC power for RRU Cu 2X10 mm ² if needed(30m<L<60m):	Type / m
Type and length of DC power for RRU Cu 2X16 mm ² if needed(60m<L<90m):	Type / m
Type and length of DC power for RRU Cu 2X25 mm ² if needed(L>90m):	Type / m
Combo Box required:	Yes <input type="checkbox"/> NO <input checked="" type="checkbox"/> ; Length of cable: m
Connection patch length from CB to RRU (FO&DC)	M
Outdoor CB existing breakers type	16A <input type="checkbox"/> 25A <input type="checkbox"/> Oth. <input type="checkbox"/> ...A spec
PDU existing breakers availability (63A in PP)	Yes <input type="checkbox"/> NO <input type="checkbox"/>
DC cable length from PP to new PDU m
PP Type / producer plus picture on the bottom	

4. EXISTING CONTRACT & CHANGES

Indoor space requires contract change	Yes <input type="checkbox"/>	No <input checked="" type="checkbox"/>	
Outdoor space requires contract change	Yes <input type="checkbox"/>	No <input checked="" type="checkbox"/>	
Cable routing requires contract change	Yes <input type="checkbox"/>	No <input checked="" type="checkbox"/>	
Power cabling requires contract change	Yes <input type="checkbox"/>	No <input checked="" type="checkbox"/>	
Indoor space requires studies & license change	Yes <input type="checkbox"/>	No <input checked="" type="checkbox"/>	
Outdoor space requires studies & license change	Yes <input type="checkbox"/>	No <input checked="" type="checkbox"/>	
Cable routing requires studies & license change	Yes <input type="checkbox"/>	No <input checked="" type="checkbox"/>	
Power cabling requires studies & license change	Yes <input type="checkbox"/>	No <input checked="" type="checkbox"/>	

Other Remarks:

5. POWER SUPPLY INFORMATION

Power availability:	
Voltage-measurements (PLC display):	L1(V) L2(V) L3(V)
Amperage-measurements (PLC display, without A/C):	I1(A) I2(A) I3(A)
Amperage-measurements (PLC display, with A/C):	I1(A) I2(A) I3(A)
Outdoor mini shelter: 32A available breaker in LDB (5x6 mm ² AC Cable)	YES
1X16A available breakers in indoor Power System	3Pcs
1X25A available breakers in indoor Power System	
2X63A available breakers in indoor Power System	
Power counter exist:	YES
Main AC board exist:	
Breaker value in BMPT:	
Surge arrestors existence:	
Type and length of power connection cable for BBU	
Type and length of power connection shielded cable AI 6X25 mm ² if needed:	
Type and length of power connection shielded cable AI 6X35 mm ² if needed:	
Type and length of AC power connection cable 5X6 mm ² for mini shelter if needed:	



Type and length of DC power from PSU to PDU Al 2x35 mm ² if needed:	
CB/PDU/2 Sections (if needed):	
CB/PDU/3 Sections (if needed):	
PDU indoor (if needed):	
Boards grounding - secured:	
Boards waterproofed:	

Other Remarks:	
----------------	--

6. POWER PLANT and BATTERY INFORMATION

Number of units	<input checked="" type="checkbox"/>	Unit 2	<input type="checkbox"/>
Type	300A <input type="checkbox"/> 600A <input type="checkbox"/> Other <input checked="" type="checkbox"/>	300A <input type="checkbox"/> 600A <input type="checkbox"/> Other <input type="checkbox"/>	
Nr./capacity[A] of rectifier modules	3 Pcs /1500W		
DC Load Amperage(displayed) [A]	51A		
Battery capacity [Ah]	150A		
Battery type/number	MONBAT 12MVR150x8		

Other Remarks:	
----------------	--

7. AIR CONDITIONING INFORMATION

Temperature [°C]	Internal:	External:
Number of units	Unit 1 <input checked="" type="checkbox"/>	Unit 2 <input type="checkbox"/>
Type	Free Cooling <input type="checkbox"/> Duct <input checked="" type="checkbox"/> Split <input type="checkbox"/>	Free Cooling <input type="checkbox"/> Duct <input type="checkbox"/> Split <input type="checkbox"/>
Technical specifications from external unit label		
Cooling capacity [BTU]	9.000 <input type="checkbox"/> 12.000 <input type="checkbox"/> 18.000 <input type="checkbox"/> 24.000 <input type="checkbox"/> Other <input checked="" type="checkbox"/>	9.000 <input type="checkbox"/> 12.000 <input type="checkbox"/> 18.000 <input type="checkbox"/> 24.000 <input type="checkbox"/> Other <input type="checkbox"/>
Start meter	Compressor: Evap. Fan: Heather:	Compressor: Evap. Fan: Heather:
Work time meter [h]	Compressor: Evap. Fan: Heather:	Compressor: Evap. Fan: Heather:
Alarms outputs	Very high temp <input checked="" type="checkbox"/> Very low temp <input checked="" type="checkbox"/>	Very high temp <input type="checkbox"/> Very low temp <input type="checkbox"/>

Other Remarks:	

8. NEW INSTALLATION INFORMATION



Common: number of buss with free holes	N/A
Common: Available space on the existing cable tray	YES
Indoor equipment: Existing space for ILP mounting	N/A
Indoor equipment: Existing space for Radio Indoor equipment mounting	YES
Indoor equipment: Existing space for Indoor Concentrator equipment mounting	N/A
Indoor equipment: Existing space for DC PDU mounting	N/A
Indoor equipment: Available holes in FIMO	YES
Outdoor equipment: Existing space on the existing base frame for mini shelter mounting	YES
Outdoor equipment: Existing outdoor transmission cabinet	
Outdoor equipment: Existing space for outdoor Concentrator mounting (proposal)	N/A
Outdoor equipment: Existing space for RRU mounting (proposal)	YES

Other Remarks:	New RRU 2217/2219 replacing old RRU 01 B3
----------------	---

9. EXISTING TELECOM EQUIPMENT & INFRASTRUCTURE

a. General information

Equipment type:	Indoor <input type="checkbox"/>	Outdoor <input checked="" type="checkbox"/>
Number of RF antennas:	6	
Number of MW links	2	
Nr. of existing RBS cabinets	3 XRBS 6601 2G+3G	
MW existing RL cabinet	Indoor <input checked="" type="checkbox"/>	Outdoor <input type="checkbox"/>
Power cabinet exist (BBS):	Yes <input checked="" type="checkbox"/>	No <input type="checkbox"/>
Existing cable ladder availability:	Yes <input checked="" type="checkbox"/>	No <input type="checkbox"/>
Existing cable entry availability:	Yes <input checked="" type="checkbox"/>	No <input type="checkbox"/>
Air condition existence & operation	Yes <input checked="" type="checkbox"/>	No <input type="checkbox"/>
Grounding protection existence:	Yes <input checked="" type="checkbox"/>	No <input type="checkbox"/>
Lightning protection existence:	Yes <input checked="" type="checkbox"/>	No <input type="checkbox"/>
Installation of RF & IF cables requires special machinery (e.g. crane)	Yes <input type="checkbox"/>	No <input checked="" type="checkbox"/>

b. Existing Masts

	Height	Length	poles/mast	Cell_id on the mast	installation readiness
1	50		6 x 3 m	U,V,W,K,L,M,A,B,C	
2					
3					
4					

c. Existing Antenna Poles

	Height	Length	Cell_id	Corner/Tower	Obstacles	installation readiness
1	50	2 x3 m	U,V,A		NO	
2	50	2 x3 m	W,K,B		NO	
3	50	2 x3 m	L,M,C		NO	
4						

d. Existing MW Poles

	Height	Length	Hop id	Corner/Tower	Far end	Obstacles	installation readiness
1	35	2m	3205				20°
2	31	2m	5432				200°
3							
4							

Remarks:	
----------	--



10. ANALYSIS LOADING DATA

LOAD TYPE	DIAMETER (mm)	POSITION (m)	NUMBER
M/W LINK	600	35	3205
M/W LINK	1200	31	5432
M/W LINK			
M/W LINK			
M/W LINK			
M/W LINK			

11. EXISTING LAYOUT(S): GENERAL VIEW OF STRUCTURE





SHELTER





Modernization Telekom Mobile



RADIO INFORMATION

Sector U,A,K
Azimuth 0°






Modernization Telekom Mobile

Direction Sect U,A,K Az 0°



Sector V,B,L
Azimuth 90°

Sector V&B&L Az 90°






Direction Sect V&B Az 90°

Sector C

Sector C Az 230°






Modernization Telekom Mobile



Direction Sect C Az 230°

SECT N AZ 320°





Direction Sect N Az 320°

CW INFORMATION

12. PROPOSED INFRASTRUCTURE & EQUIPMENT SOLUTION

a. Indoor cabinets

Dimensions of existing room:	N/A
Space availability for indoor equipment:	YES
Expansion of existing equipment room:	N/A
Shelter needed:	N/A
Shelter concrete base needed:	N/A
Space availability for new shelter positioning:	N/A
AC power extension/change:	N/A
Main grounding bus bar existence:	N/A
Water proofing of the room needs restoration:	N/A
Internal Lighting restoration:	N/A
Wall painting needed:	N/A
Antistatic floor addition:	N/A
Fire alarm system expansion:	N/A
Air Conditioning (A/C) expansion/replacement:	N/A
Nr./capacity[A] of rectifier modules	N/A
Security Lights board:	N/A
Plastic trays for cables expansion :	N/A
Internal ladder for the feeders availability:	N/A
Cable entry expansion:	N/A
Other Remarks:	

b. Outdoor cabinets

New metal base needed:	NO
Dimensions of new metal base:	N/A
Secure of metal base on floor:	YES
Grounding of base/Earthing for equipments:	YES
AC power supply availability:	YES
Needed properly holes on base:	YES
Clearances around cabinets:	
Other Remarks:	



c. Proposed New Masts

	Height	Length	poles/mast	Cell_id on the mast	Position
1					
2					
3					
4					

d. New Antenna Poles

	Height	Length	Cell_id	Corner/Tower	Obstacles	installation readiness
1						
2						
3						
4						


e. New MW Poles

	Height	Length	Hop id	Corner/Tower	Far end	Obstacles	installation readiness
1							
2							
3							

Proposed corrective works:	<p><u>The proposal situation is following:</u></p> <ul style="list-style-type: none"> - The existing RF antennas will be reused for new and remaining technologies - new RBS 6601 DUS(BB) shall be installed inside the existing rack -The existing 3 X RRU 01 1800 MHz shall be dismantled and replaced with3 new RRU 12/RRU 2217/RRU 2219 (2G & 4G) <p><u>Cables lengths:</u></p> <p>DC cable and FO – can be reused from dismantled RRUs</p> <p>New FO shall be installed – 3x30m (RBS6601 – RRU) for 4G</p> <p>The new equipment’s will be connected to existing grounding system.</p>
----------------------------	--




13. PROPOSED SOLUTION LAYOUT(S): PICTURES AND COMMENTS:






Swap existing 01B3 RRU's with new 2217/2219 RRU's

14 DETAILED SITE INFORMATION / PICTURES





Modernization Telekom Mobile





Modernization Telekom Mobile



