



SITE SURVEY REPORT Ericsson

1. GENERAL INFORMATION

Site name:	LACU SARAT	
Site number (code):	BX539	
Site address (city;street;no.; building; entrance):	Loc. Lacu Sarat Judet Braila	
Site area:	C Braila	
Site survey team:	Mira Telecom	
Checked by:		
Date of site survey:	24.03.2018	
Type of Site (urban, rooftop):	Rural Tower	
Lesser:	-	
Contact Person:	-	



Other Remarks:	
----------------	--

2. ROOFTOP (Building information)

GPS coordinates:	
------------------	--



	N 45° 12' 56,53" E 27° 55' 05.51"
Building height: m
Existent tripod:	Yes <input checked="" type="checkbox"/> NO <input type="checkbox"/>
Total height: m
Use of crane for materials transportation:	Yes <input type="checkbox"/> NO <input checked="" type="checkbox"/>

Other Remarks:	
----------------	--

3. GREEN FIELD (Specific data information)

GPS coordinates:	
Tower:	Yes <input type="checkbox"/> NO <input checked="" type="checkbox"/>
Tower type:	<input type="checkbox"/> Heavy Cosmosite tower – 30m (or more) <input type="checkbox"/> Polygonal Monopol – 30m (or more) <input type="checkbox"/> Monopole lattice tower-30m <input type="checkbox"/> Guyed tower on shelter-20m
Antenna Metallic Structure:	New "H" Yes <input type="checkbox"/> NO <input checked="" type="checkbox"/> Upgrade existing "H" Yes <input type="checkbox"/> NO <input checked="" type="checkbox"/> Atypical Structure Yes <input type="checkbox"/> NO <input checked="" type="checkbox"/>
RRU Metallic Structure:	New RRU Support Yes <input type="checkbox"/> NO <input checked="" type="checkbox"/> Atypical Structure Yes <input type="checkbox"/> NO <input checked="" type="checkbox"/>
Mini - shelter require:	Yes <input type="checkbox"/> NO <input checked="" type="checkbox"/>
Mini – shelter frame standard adaptor solution:	Yes <input type="checkbox"/> NO <input checked="" type="checkbox"/>
In case Non Standard Mini-shelter frame solution, dimensions are requested:	N/A
Non standard mini - shelter frame profile	N/A
RRU to Antenna/Combiner Jumper length (type: DIN7/16 Male –N Male):	
Antenna to Combiner -> Jumper length (type: DIN7/16 Male – DIN7/16 Male):	6x2m
FO cable length between BB to RRU	3x20m
DC cable length between PP to RRU	3x20m
Type and length of DC power for RRU Cu 2x6 mm ² (L<30m):	-
Type and length of DC power for RRU Cu 2X10 mm ² if needed(30m<L<60m):	Type / m
Type and length of DC power for RRU Cu 2X16 mm ² if needed(60m<L<90m):	Type Cu 2X10 mm ² /3x20m
Type and length of DC power for RRU Cu 2X25 mm ² if needed(L>90m):	-
Combo Box required:	Yes <input type="checkbox"/> NO <input checked="" type="checkbox"/> ; Length of cable: m
Connection patch length from CB to RRU (FO&DC)	M
Outdoor CB existing breakers type	16A <input checked="" type="checkbox"/> 25A <input type="checkbox"/> Oth. <input type="checkbox"/> ...A spec
PDU existing breakers availability (63A in PP)	Yes <input type="checkbox"/> NO <input checked="" type="checkbox"/>
DC cable length from PP to new PDU	



PP Type / producer plus picture on the bottom m
---	---------

4. EXISTING CONTRACT & CHANGES

Indoor space requires contract change	Yes <input type="checkbox"/>	No <input checked="" type="checkbox"/>	
Outdoor space requires contract change	Yes <input type="checkbox"/>	No <input checked="" type="checkbox"/>	
Cable routing requires contract change	Yes <input type="checkbox"/>	No <input checked="" type="checkbox"/>	
Power cabling requires contract change	Yes <input type="checkbox"/>	No <input checked="" type="checkbox"/>	
Indoor space requires studies & license change	Yes <input type="checkbox"/>	No <input checked="" type="checkbox"/>	
Outdoor space requires studies & license change	Yes <input type="checkbox"/>	No <input checked="" type="checkbox"/>	
Cable routing requires studies & license change	Yes <input type="checkbox"/>	No <input checked="" type="checkbox"/>	
Power cabling requires studies & license change	Yes <input type="checkbox"/>	No <input checked="" type="checkbox"/>	

Other Remarks:	
----------------	--

5. POWER SUPPLY INFORMATION

Power availability:	YES			
Voltage-measurements (PLC display):	L1 (V)	L2 (V)	L3 (V)	
Amperage-measurements (PLC display, without A/C):	I1 (A)	I2 (A)	I3 (A)	
Amperage-measurements (PLC display, with A/C):	I1 (A)	I2 (A)	I3 (A)	
Outdoor mini shelter: 32A available breaker in LDB (5x6 mm ² AC Cable)	N/A			
1X16A available breakers in indoor Power System	YES			
1X32A available breakers in indoor Power System	NO			
2X63A available breakers in indoor Power System	NO			
Power counter exist:	YES			
Main AC board exist:	YES			
Breaker value in BMPT:	N/A			
Surge arrestors existence:	YES			
Type and length of power connection cable for BBU	Cu 2x6mm ² -3m			
Type and length of power connection shielded cable AI 6X25 mm ² if needed:	-			
Type and length of power connection shielded cable AI 6X35 mm ² if needed:	-			
Type and length of AC power connection cable 5X6 mm ² for mini shelter if needed:	-			
Type and length of DC power from PSU to PDU AI 2x35 mm ² if needed:	-			
CB/PDU/2 Sections (if needed):	-			
CB/PDU/3 Sections (if needed):	-			
PDU indoor (if needed):	No			
Boards grounding - secured:	Yes			
Boards waterproofed:	Yes			

Other Remarks:	-In rack 19" existent inminishelter se va instala 1XMU nou -MU nou se va alimenta de pe o siguranta de 16A se va inlocui una de 25A -RRU-urile noi se vor alimenta de pe 3 sig. de 25A din PDU
----------------	--

6. POWER PLANT and BATTERY INFORMATION

Number of units	<input checked="" type="checkbox"/>	Unit 2	<input type="checkbox"/>
Type	300A <input checked="" type="checkbox"/> 600A <input type="checkbox"/> Other <input type="checkbox"/>	300A <input type="checkbox"/> 600A <input type="checkbox"/> Other <input type="checkbox"/>	
Nr./capacity[A] of rectifier modules	2		
DC Load Amperage(displayed) [A]			
Battery capacity [Ah]			
Battery type/number			

Other Remarks:	
----------------	--



7. AIR CONDITIONING INFORMATION

Temperature [°C]	Internal:	External:
Number of units	Unit 1 <input checked="" type="checkbox"/>	Unit 2 <input type="checkbox"/>
Type	Free Cooling <input type="checkbox"/> Duct <input checked="" type="checkbox"/> Split <input type="checkbox"/>	Free Cooling <input type="checkbox"/> Duct <input type="checkbox"/> Split <input type="checkbox"/>
Technical specifications from external unit label		
Cooling capacity [BTU]	9.000 <input type="checkbox"/> 12.000 <input type="checkbox"/> 18.000 <input checked="" type="checkbox"/> 24.000 <input type="checkbox"/> Other <input type="checkbox"/>	9.000 <input type="checkbox"/> 12.000 <input type="checkbox"/> 18.000 <input type="checkbox"/> 24.000 <input type="checkbox"/> Other <input type="checkbox"/>
Start meter	Compressor: Evap. Fan: Heather:	Compressor: Evap. Fan: Heather:
Work time meter [h]	Compressor: Evap. Fan: Heather:	Compressor: Evap. Fan: Heather:
Alarms outputs	Very high temp <input type="checkbox"/> Very low temp <input type="checkbox"/>	Very high temp <input type="checkbox"/> Very low temp <input type="checkbox"/>

Other Remarks:	
----------------	--

8. NEW INSTALLATION INFORMATION

Common: number of buss with free holes	Yes
Common: Available space on the existing cable tray	Yes
Indoor equipment: Existing space for ILP mounting	Yes
Indoor equipment: Existing space for Radio Indoor equipment mounting	N/a
Indoor equipment: Existing space for Indoor Concentrator equipment mounting	N/a
Indoor equipment: Existing space for DC PDU mounting	N/a
Indoor equipment: Available holes in FIMO	N/a
Outdoor equipment: Existing space on the existing base frame for mini shelter mounting	N/a
Outdoor equipment: Existing outdoor transmission cabinet	N/a
Outdoor equipment: Existing space for outdoor Concentrator mounting (proposal)	Yes
Outdoor equipment: Existing space for RRU mounting (proposal)	Yes

Other Remarks:	-
----------------	---

9. EXISTING TELECOM EQUIPMENT & INFRASTRUCTURE

a. General information

Equipment type:	Indoor <input checked="" type="checkbox"/>	Outdoor <input type="checkbox"/>
Number of RF antennas:	3	
Number of MW links	1	
Nr. of existing RBS cabinets	2xRBS 6601	
MW existing RL cabinet	Indoor <input checked="" type="checkbox"/>	Outdoor <input type="checkbox"/>



Power cabinet exist (BBS):	Yes <input checked="" type="checkbox"/>	No <input type="checkbox"/>	
Existing cable ladder availability:	Yes <input checked="" type="checkbox"/>	No <input type="checkbox"/>	
Existing cable entry availability:	Yes <input checked="" type="checkbox"/>	No <input type="checkbox"/>	
Air condition existence & operation	Yes <input checked="" type="checkbox"/>	No <input type="checkbox"/>	
Grounding protection existence:	Yes <input checked="" type="checkbox"/>	No <input type="checkbox"/>	
Lightning protection existence:	Yes <input checked="" type="checkbox"/>	No <input type="checkbox"/>	
Installation of RF & IF cables requires special machinery (e.g. crane)	Yes <input type="checkbox"/>	No <input checked="" type="checkbox"/>	

b. Existing Masts

	Height	Length	poles/mast	Cell_id on the mast	installation readiness
1					
2					
3					
4					

c. Existing Antenna Poles

	Height	Length	Cell_id	Corner/Tower	Obstacles	installation readiness
1	28,5m	3m	U,K,A		no	yes
2	28,5m	3m	V,L,B		no	yes
3	28,5m	3m	W,M,C		no	yes
4						
5						
6						

d. Existing MW Poles

	Height	Length	Hop id	Corner/Tower	Far end	Obstacles	installation readiness
1							
2							
3							
4							

Remarks:	
----------	--

10. ANALYSIS LOADING DATA

LOAD TYPE	DIAMETER (mm)	POSITION (m)	NUMBER
M/W LINK			
M/W LINK			
M/W LINK			
M/W LINK			
M/W LINK			
M/W LINK			

11. EXISTING LAYOUT(S):





GENERAL VIEW OF STRUCTURE













CW INFORMATION

Indoor





Modernization Telekom Mobile





Cable tray





12. PROPOSED INFRASTRUCTURE & EQUIPMENT SOLUTION

a. Indoor cabinets

Dimensions of existing room:	3x4m
Space availability for indoor equipment:	yes
C	N/A
Shelter needed:	N/A



Shelter concrete base needed:	N/A
Space availability for new shelter positioning:	N/A
AC power extension/change:	N/A
Main grounding bus bar existence:	Yes
Water proofing of the room needs restoration:	No
Internal Lighting restoration:	No
Wall painting needed:	No
Antistatic floor addition:	No
Fire alarm system expansion:	No
Air Conditioning (A/C) expansion/replacement:	No
Nr./capacity[A] of rectifier modules	
Security Lights board:	N/A
Plastic trays for cables expansion :	N/A
Internal ladder for the feeders availability:	N/A
Cable entry expansion:	N/A
Other Remarks:	

b. Outdoor cabinets

New metal base needed:	
Dimensions of new metal base:	
Secure of metal base on floor:	
Grounding of base/Earthing for equipments:	
AC power supply availability:	
Needed properly holes on base:	
Clearances around cabinets:	
Other Remarks:	

c. Proposed New Masts

	Height	Length	poles/mast	Cell_id on the mast	Position
1					
2					
3					
4					

d. New Antenna Poles

	Height	Length	Cell_id	Corner/Tower	Obstacles	installation readiness
1						
2						
3						
4						

e. New MW Poles

	Height	Length	Hop id	Corner/Tower	Far end	Obstacles	installation readiness
1							
2							
3							


Proposed corrective works:	<p>Reconfigurarea siteului BX539 Lacu Sarat sa include urmatoarele elemente:</p> <ul style="list-style-type: none"> -se vor pastra cele 6 antene RF; -se vor inlocui cele 3 RRU 1800 cu 3 RRU 2219 B3 care se vor conecta antene -impamantarea RRU-ului se valega la impamantarea existenta print-un conductor de cupru de 16mm -RRU-Urile noi se vor alimenta din PDU de pe sigurante de 25 existente -in rack PDH sub PDU se va instala un MU nou care se va alimenta de pe 1x sig. de 16A necesar inlocuirea unei sig de 25 cu 16A
----------------------------	--




	<p>Cablurinoi: -3 x FO 20m -3 X DC Cu 10mm/ 20m</p>
--	---

13. PROPOSED SOLUTION LAYOUT(S): PICTURES AND COMMENTS:









MU nou